



US00D579754S

(12) **United States Design Patent**  
**Gleason**

(10) **Patent No.:** **US D579,754 S**

(45) **Date of Patent:** **\*\* Nov. 4, 2008**

(54) **LIP AND HINGE PLATE FOR A DOCK LEVELER**

4,977,635 A 12/1990 Alexander ..... 14/71.3

(Continued)

(76) Inventor: **Denis Gleason**, 18 Rebecca Court,  
Bowmanville, Ontario (CA) L1C 4N7

*Primary Examiner*—T. Chase Nelson  
*Assistant Examiner*—Karen Acker  
(74) *Attorney, Agent, or Firm*—Jeffrey S. Sokol; Cook & Franke S.C.

(\*\*) Term: **14 Years**

(21) Appl. No.: **29/288,137**

(57) **CLAIM**

(22) Filed: **May 31, 2007**

The ornamental design of a lip and hinge plate for a dock leveler, as shown and described.

**Related U.S. Application Data**

**DESCRIPTION**

(60) Continuation of application No. 11/179,941, filed on Jul. 12, 2005, now abandoned, which is a division of application No. 10/998,532, filed on Nov. 29, 2004, now Pat. No. 7,013,519, which is a division of application No. 10/328,279, filed on Dec. 23, 2002, now Pat. No. 6,834,409.

FIG. 1 is a perspective view showing the lip and hinge plate for a dock leveler with the lip extended, and the hinge plate secured to a deck frame shown in broken lines;

FIG. 2 is a front view of the lip and hinge plate for a dock leveler, and showing the deck frame, drive brackets and drive bar opening in broken lines;

(51) **LOC (8) Cl.** ..... **08-06**

(52) **U.S. Cl.** ..... **D8/323**

(58) **Field of Classification Search** ..... D8/323–329,  
D8/354, 356; 14/69.5, 71.1, 71.3, 71.5, 71.7  
See application file for complete search history.

FIG. 3 is a rear view of the lip and hinge plate for a dock leveler, and showing the deck frame, drive brackets and drive bar opening in broken lines;

FIG. 4 is a top view of the lip and hinge plate for a dock leveler, and showing the deck frame in broken lines;

(56) **References Cited**

**U.S. PATENT DOCUMENTS**

3,685,077 A	8/1972	Wiener et al.	14/71
3,835,497 A	9/1974	Smith	14/71
3,882,563 A	5/1975	Smith et al.	14/71
3,967,337 A	7/1976	Artzberger	14/71.7
4,068,338 A	1/1978	Artzberger	14/71.3
4,091,488 A *	5/1978	Artzberger	14/71.7
4,110,860 A *	9/1978	Neff et al.	14/71.7
RE30,104 E *	10/1979	Burnham	14/71.3
4,376,319 A *	3/1983	Bedford	14/71.3
4,847,935 A	7/1989	Alexander et al.	14/71.3
4,920,598 A *	5/1990	Hahn	14/71.1
4,928,340 A	5/1990	Alexander	14/71.3
4,937,906 A	7/1990	Alexander	14/71.1
4,944,062 A	7/1990	Walker	14/71.3
4,974,276 A	12/1990	Alexander	14/71.3

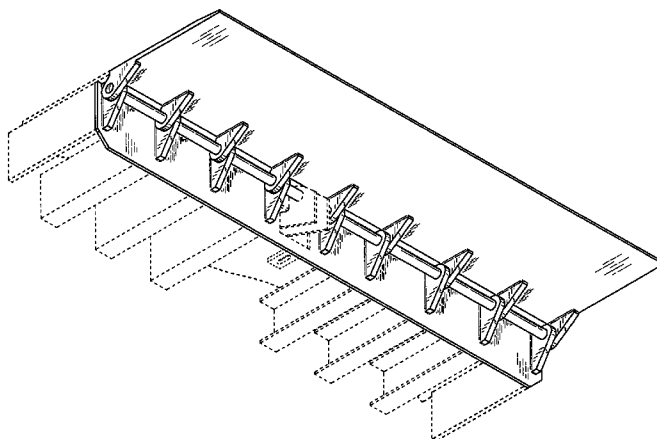
FIG. 5 is a bottom view of the lip and hinge plate for a dock leveler, and showing the deck frame and drive brackets in broken lines;

FIG. 6 is a side view of the lip and hinge plate for a dock leveler showing the lip in its extended position, and the deck frame in broken lines; and,

FIG. 7 is a side view of the lip and hinge plate for a dock leveler showing the lip in its pendant or lowered position, and the deck frame in broken lines.

The side view opposite FIG. 6 is a mirror image. The deck and deck frame shown in broken lines in FIGS. 1 and 3–7, the drive brackets shown in FIGS. 1–5, the drive bar opening shown in FIGS. 1–3, and the assist spring mounting bracket shown in FIG. 1 represent environmental structure in order to show the claim in a condition of use and form no part of the claimed design.

**1 Claim, 4 Drawing Sheets**



# US D579,754 S

Page 2

## U.S. PATENT DOCUMENTS

4,979,253 A	12/1990	Alexander	14/71.7	5,826,291 A	10/1998	Alexander	14/71.3
5,001,799 A	3/1991	Alexander et al.	14/71.1	5,832,554 A	11/1998	Alexander	14/71.1
5,040,258 A *	8/1991	Hahn et al.	14/71.3	6,125,491 A	10/2000	Alexander	14/69.5
5,088,143 A	2/1992	Alexander	14/69.5	6,216,303 B1 *	4/2001	Massey	14/71.3
5,097,557 A	3/1992	Salman et al.	14/71.1	6,317,914 B1 *	11/2001	Preston	14/71.3
5,111,546 A	5/1992	Hahn et al.	14/71.3	6,360,393 B1	3/2002	Fritz	14/69.5
5,117,526 A	6/1992	Alexander	14/71.7	6,370,719 B1	4/2002	Alexander	14/71.1
5,123,135 A	6/1992	Cook et al.	14/71.3	6,487,741 B2	12/2002	Alexander	14/71.3
5,303,443 A	4/1994	Alexander	14/71.1	6,634,049 B2	10/2003	Hahn et al.	14/71.1
5,311,628 A *	5/1994	Springer et al.	14/71.1	6,711,774 B2 *	3/2004	Hodges	14/71.3
5,323,503 A	6/1994	Springer	14/71.3	6,769,149 B2	8/2004	Alexander	14/71.3
5,396,676 A	3/1995	Alexander et al.	14/71.1	6,842,930 B2	1/2005	Massey et al.	14/71.3
5,440,772 A	8/1995	Springer et al.	14/69.5	6,880,301 B2 *	4/2005	Hahn et al.	52/173.1
5,450,643 A *	9/1995	Warner	14/69.5	6,912,750 B2 *	7/2005	Gleason	14/71.3
5,553,343 A	9/1996	Alexander	14/71.1	6,918,151 B2	7/2005	Massey	14/69.5
5,781,953 A	7/1998	Winter	14/69.5	RE39,404 E *	11/2006	Megens	14/71.7
5,784,740 A *	7/1998	DiSieno et al.	14/71.3	2001/0034915 A1 *	11/2001	Preston	14/71.1
5,813,072 A	9/1998	Alexander	14/71.1	2002/0092102 A1 *	7/2002	Lounsbury	14/71.3
				2005/0044645 A1 *	3/2005	Gleason	14/71.3

\* cited by examiner

FIG. 1

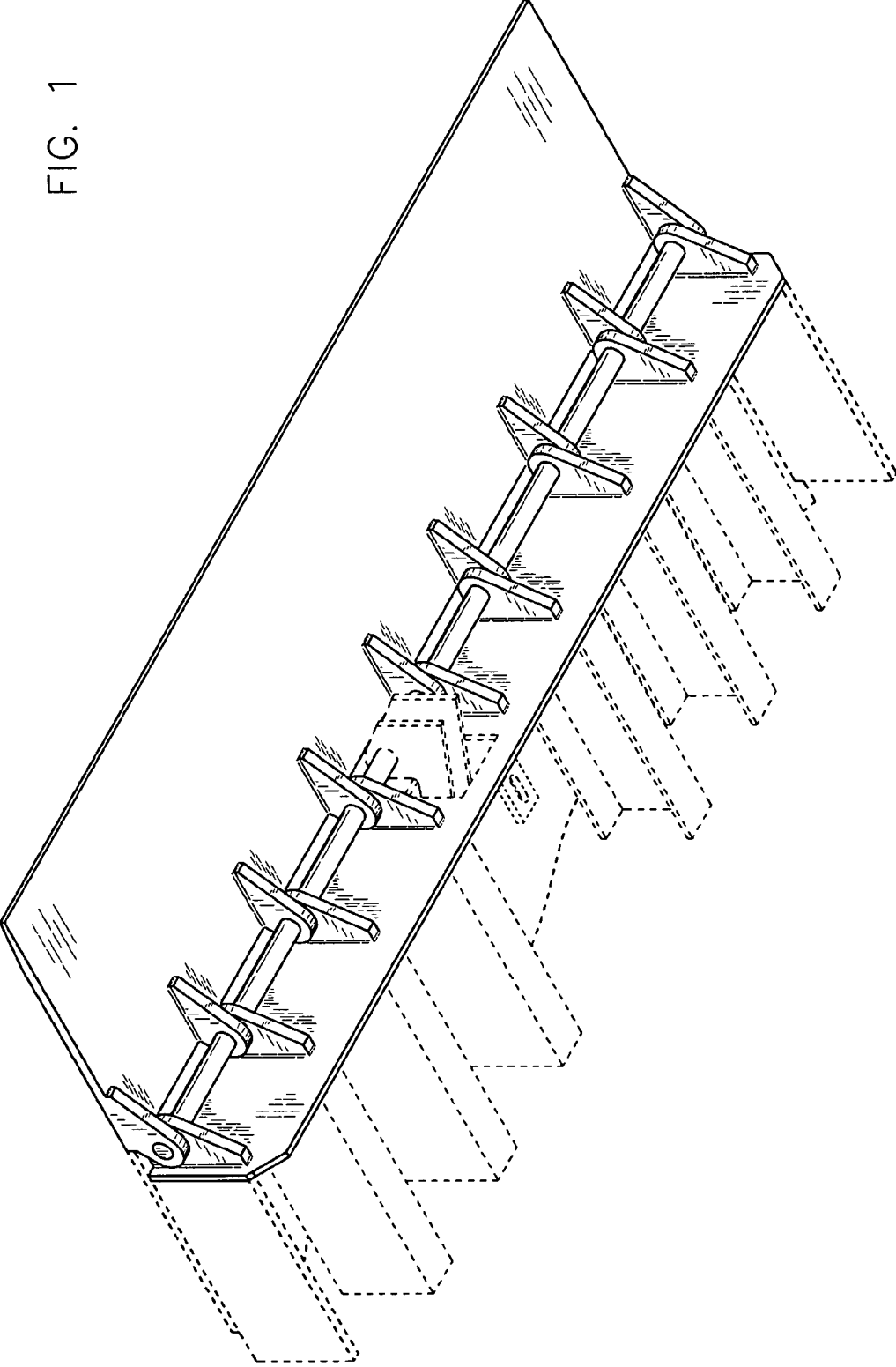


FIG. 2

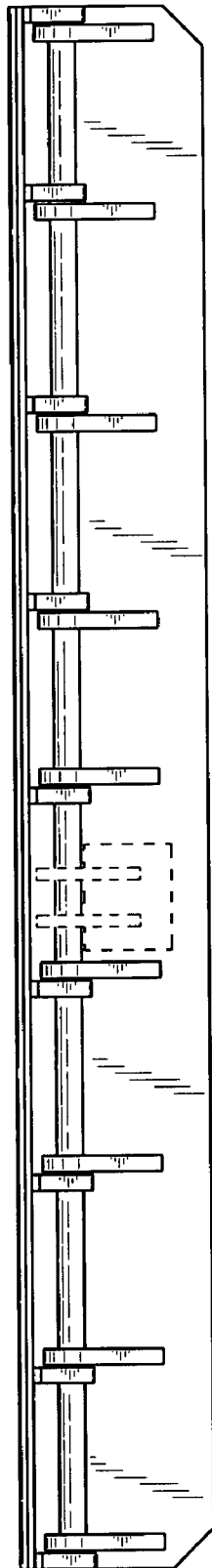


FIG. 3

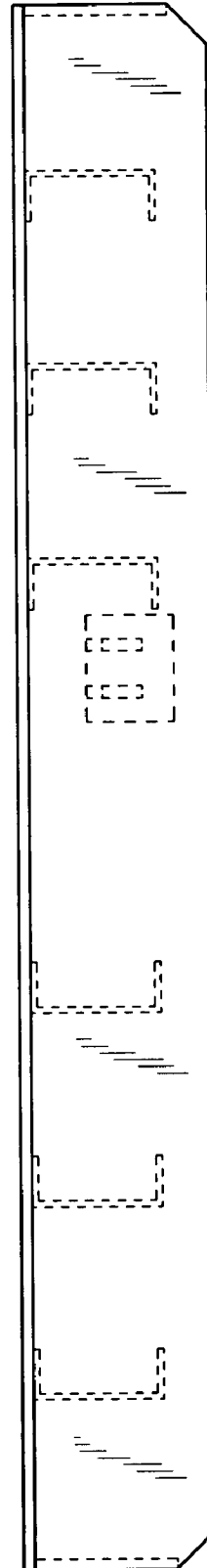


FIG. 4

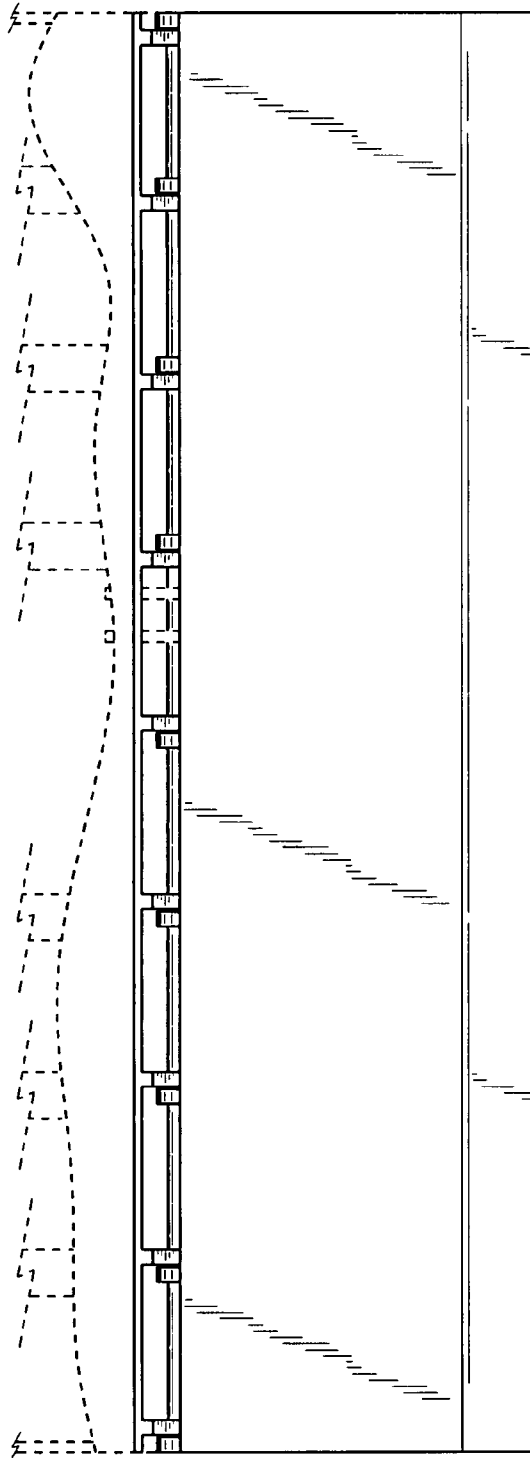


FIG. 5

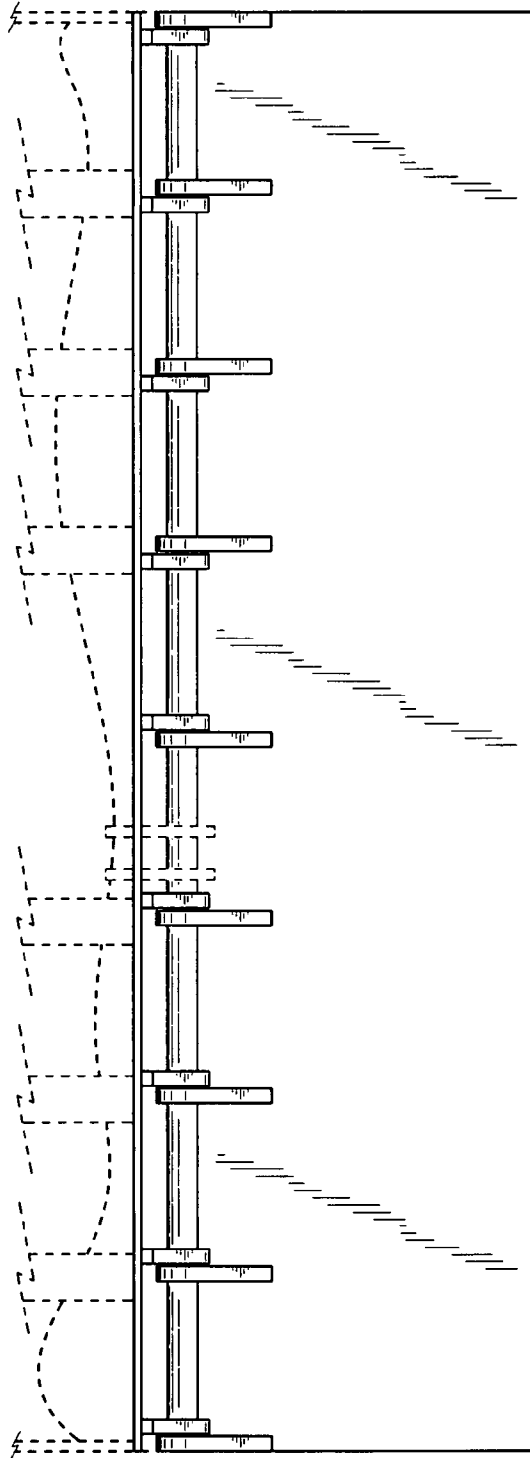


FIG. 6

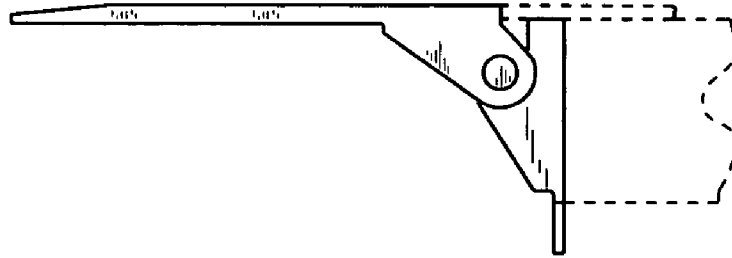


FIG. 7

