



US010413832B2

(12) **United States Patent**
Yoshikawa et al.

(10) **Patent No.:** **US 10,413,832 B2**
(45) **Date of Patent:** **Sep. 17, 2019**

(54) **GAME CONTROL METHOD, GAME SERVER, AND PROGRAM**

(71) Applicant: **GREE, INC.**, Tokyo (JP)

(72) Inventors: **Tsuyoshi Yoshikawa**, Tokyo (JP);
Tomohiro Tsukihara, Tokyo (JP);
Norikazu Kato, Tokyo (JP); **Tomoki Yasuhara**, Tokyo (JP)

(73) Assignee: **GREE, INC.**, Tokyo (JP)

(*) Notice: Subject to any disclaimer, the term of this patent is extended or adjusted under 35 U.S.C. 154(b) by 0 days.

(21) Appl. No.: **16/053,149**

(22) Filed: **Aug. 2, 2018**

(65) **Prior Publication Data**

US 2018/0361249 A1 Dec. 20, 2018

Related U.S. Application Data

(63) Continuation of application No. 14/409,219, filed as application No. PCT/JP2013/003899 on Jun. 21, 2013, now Pat. No. 10,076,708.

(30) **Foreign Application Priority Data**

Jun. 21, 2012 (JP) 2012-140213

(51) **Int. Cl.**

A63F 13/00 (2014.01)
A63F 13/69 (2014.01)

(Continued)

(52) **U.S. Cl.**

CPC **A63F 13/69** (2014.09); **A63F 13/35** (2014.09); **A63F 13/79** (2014.09); **A63F 2300/575** (2013.01); **A63F 2300/609** (2013.01)

(58) **Field of Classification Search**

CPC **A63F 13/30**; **A63F 13/55**; **A63F 13/67**; **A63F 13/69**; **A63F 13/78**; **A63F 13/798**

See application file for complete search history.

(56) **References Cited**

U.S. PATENT DOCUMENTS

2003/0008710 A1 1/2003 Yamaoka et al.
2004/0259642 A1 12/2004 Tanaka et al.
(Continued)

FOREIGN PATENT DOCUMENTS

JP 2001218981 A 8/2001
JP 2001259228 A 9/2001
(Continued)

OTHER PUBLICATIONS

Sep. 18, 2018 Office Action issued in Japanese Patent Application No. 2017-126020.

(Continued)

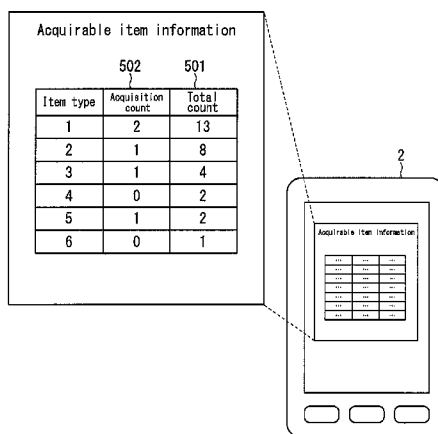
Primary Examiner — James S. McClellan

(74) *Attorney, Agent, or Firm* — Oliff PLC

(57) **ABSTRACT**

A game control method, game server, and program can increase variations on methods for acquiring items, increase the predictability of acquisition of an item with a high rarity value or the like, and heighten interest in the game. Included are the steps of presenting a communication terminal, connected over a communication line, with acquirable item information that, for each item type, includes a total count and an acquisition count or a non-acquisition count of items when receiving, from the communication terminal, a request to present information related to items acquirable by the communication terminal, determining an item to provide to the communication terminal when receiving an item acquisition request from the communication terminal, and changing the acquirable item information when receiving a reset request from the communication terminal.

15 Claims, 10 Drawing Sheets



- (51) **Int. Cl.**
A63F 13/35 (2014.01)
A63F 13/79 (2014.01)

(56) **References Cited**

U.S. PATENT DOCUMENTS

2005/0282634	A1 *	12/2005	Yamada	A63F 13/12 463/39
2009/0247260	A1	10/2009	Goto et al.		
2011/0124415	A1 *	5/2011	Shimono	A63F 13/92 463/42
2011/0294558	A1	12/2011	Kim		
2012/0004038	A1	1/2012	Van Luchene		
2012/0202575	A1	8/2012	Matsuno		
2013/0337906	A1	12/2013	Ikeda		
2014/0038716	A1	2/2014	Endo		
2014/0143687	A1	5/2014	Tan et al.		

FOREIGN PATENT DOCUMENTS

JP	2001-353371	A	12/2001
JP	2002-236773	A	8/2002
JP	2002-366852	A	12/2002
JP	2003-016333	A	1/2003
JP	2003-019356	A	1/2003
JP	2003-154172	A	5/2003
JP	2003260266	A	9/2003
JP	2005-318995	A	11/2005
JP	2007117656	A	5/2007
JP	2008-220984	A	9/2008
JP	2011067534	A	4/2011
JP	2013-027477	A	2/2013
JP	2014000103	A	1/2014

OTHER PUBLICATIONS

Media Works Inc. "Yoshi's Island DS, The Complete Guide". 3rd Edition, pp. 6-9, Jun. 5, 2007.
 DigiCube Co., Ltd. "Kingdom Heart's Ultimania". Revised Edition, pp. 17, 308, 312, Jun. 12, 2003.
 Enterbrain Inc. "7th Dragon 2020, Complete Guide". 1st Edition, p. 28, Jan. 10, 2012.
 Sep. 10, 2013 International Search Report issued in Application No. PCT/JP2013/003899.
 Mar. 11, 2014 Japanese Office Action issued in Application No. 2013-544606.
 Mar. 11, 2014 Japanese Office Action issued in Application No. 2014-007086.
 Jun. 10, 2014 Japanese Office Action issued in Application No. 2013-544606.
 Sep. 16, 2014 Japanese Office Action issued in Application No. 2014-142613.
 Nov. 19, 2013 Japanese Office Action issued in Application No. 2013-544606.
 Social Game Review 7: Social Gacha's payment encouragement scheme has overwhelmed network games [online], GameCast iPhone, Feb. 11, 2012, (with partial translation).

"Power Pro Kun Pocket 14 Official Complete Guide", Enterbrain, 1st Edition, p. 157, Feb. 22, 2012, (with partial translation).
 "Dengeki!! Yoen Kunoichi", Appli Fan, Cosmic Publishing, vol. 2, pp. 116-117, Apr. 15, 2012.
 "Wonder Life Special, Nintendo Official Guidebook, Pokemon XD, Gale of Darkness, Dark Lugia", Shogakukan Inc., 1st Edition, p. 152, Oct. 1, 2005.
 Feb. 3, 2015 Office Action issued in Japanese Patent Application No. 2014-208126.
 Dec. 22, 2015 Office Action issued in Japanese Patent Application No. 2015-131303.
 Oct. 4, 2016 Office Action issued in Japanese Patent Application No. 2016-051444.
 Dec. 1, 2016 Office Action issued in U.S. Appl. No. 14/409,219.
 Feb. 21, 2017 Office Action issued in Japanese Patent Application No. 2016-051444.
 Nintendo DREAM August issue separate volume, Tomodachi Collection, Shima No Seikatsu Mankitsu Guide, Mainichi Communications Inc., vol. 14, No. 8, p. 19, 2009.
 May 9, 2017 Office Action issued in Japanese Patent Application No. 2016-051444.
 Saka Tsuku DS Touch and Direct Perfect Guide, ENTERBRAIN, INC., First Version, pp. 74-76, Jan. 8, 2009.
 Aug. 25, 2017 Office Action issued in U.S. Appl. No. 14/409,219.
 Feb. 9, 2018 Office Action issued in U.S. Appl. No. 14/409,219.
 Jun. 26, 2018 Office Action issued in Japanese Patent Application No. 2017-126020.
 May 25, 2018 Notice of Allowance issued in U.S. Appl. No. 14/409,219.
 Supercell, "Third Assertion Document by Obligor," submitted in Case No. H30(YO)22064 of JP Patent No. 6276314, pp. 1-24, Sep. 3, 2018.
 Gmo, "Significantly Renewed 'Gacha and Ponta,'" submitted in Case No. H30(YO)22064 of JP Patent No. 6276314, pp. 1-2, Nov. 19, 2009.
 Bangacha, "Summary of Spec Description of Gacha and Ponta 2," submitted in Case No. 1-130(YO)22064 of JP Patent No. 6276314, pp. 1-11, Nov. 21, 2009.
 Yamaguchi Masahiro, "What is The New "Windows Touch" Function in Windows 7?" submitted in Case No. H30(YO)22064 of JP Patent No. 6276314, pp. 1-13, Oct. 23, 2009.
 Nikkei Trendy Net, ""Windows 7 Sales Start!" Related Article to Be Further Acquainted With 7," submitted in Case No. H30(YO)22064 of JP Patent No. 6276314, pp. 1-4, Oct. 23, 2009.
 HobbyJAPAN Co., Ltd., "Gandam Network Operation 3—First Step Guide," submitted in Case No. H30(YO)22064 of JP Patent No. 6276314, pp. 006, 007, 042, 043, Mar. 1, 2010.
 Takizawa Osamu, "Bandai Namco, Win "Gandam Network Operation 3,"" submitted in Case No. H30(YO)22064 of JP Patent No. 6276314, pp. 1-6, Feb. 25, 2010.
 Takizawa Osamu, "Bandai Namco, Win "Gandam Network Operation 3,"" submitted in Case No. H30(YO)22064 of JP Patent No. 6276314, pp. 1-2, printed on Aug. 9, 2018.
 Supercell's Agent, "Function Confirmation Report," submitted in Case No. H30(YO)22064 of JP Patent No. 6276314, pp. 1-2, Sep. 3, 2018.

* cited by examiner

FIG. 1

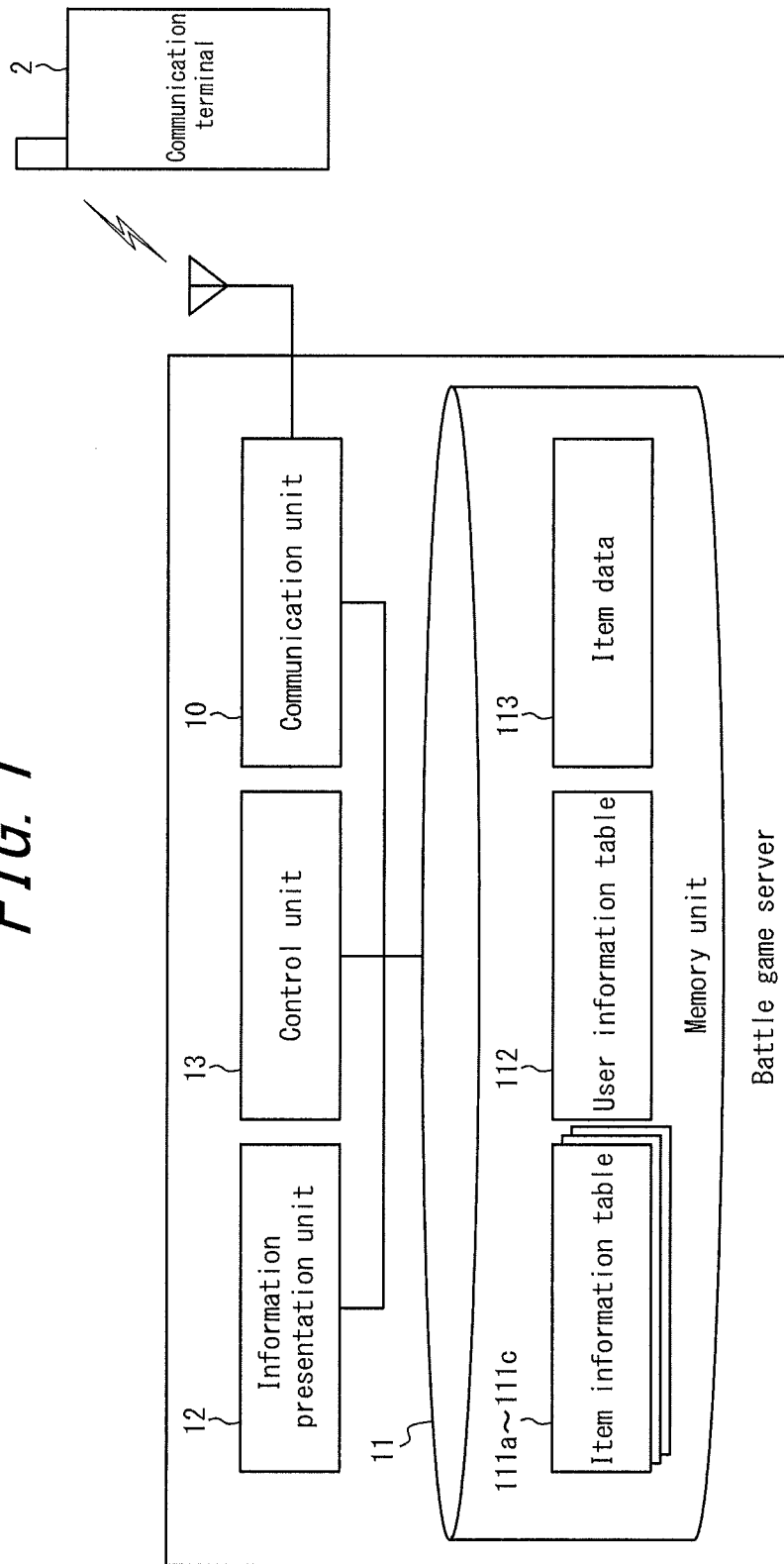


FIG. 2C

TID3		
Item identification information	Item name	Item type
UNI201	Item A2	5
UNI202	Item B2	2
UNI203	Item C2	1
UNI204	Item D2	5
UNI205	Item E2	2
UNI206	Item F2	2
UNI207	Item G2	2
UNI208	Item H2	3
UNI209	Item I2	2
UNI210	Item J2	3
UNI211	Item K2	1
UNI212	Item K2	1
UNI213	Item K2	3
UNI214	Item L2	2
UNI215	Item M2	2
UNI216	Item M2	2
UNI217	Item N2	4
UNI218	Item O2	2
UNI219	Item P2	6
UNI220	Item O2	2
UNI221	Item M2	3
UNI222	Item M2	3
UNI223	Item N2	4
UNI224	Item O2	2
UNI225	Item P2	1
UNI226	Item O2	1
UNI227	Item R2	6
UNI228	Item S2	2
UNI229	Item T2	1
UNI230	Item U2	1

FIG. 2B

TID2		
Item identification information	Item name	Item type
UNI101	Item A1	2
UNI102	Item B1	3
UNI103	Item C1	1
UNI104	Item D1	5
UNI105	Item E1	2
UNI106	Item F1	2
UNI107	Item G1	2
UNI108	Item H1	3
UNI109	Item I1	4
UNI110	Item J1	2
UNI111	Item K1	2
UNI112	Item K1	2
UNI113	Item K1	2
UNI114	Item L1	1
UNI115	Item M1	2
UNI116	Item M1	2
UNI117	Item N1	2
UNI118	Item O1	2
UNI119	Item P1	1
UNI120	Item Q1	5
UNI121	Item M1	5
UNI122	Item M1	3
UNI123	Item N1	5
UNI124	Item O1	5
UNI125	Item P1	1
UNI126	Item Q1	1
UNI127	Item R1	6
UNI128	Item S1	2
UNI129	Item T1	1
UNI130	Item U1	1

FIG. 2A

TID1		
Item identification information	Item name	Item type
UNI1	Item A	3
UNI2	Item B	1
UNI3	Item C	2
UNI4	Item D	5
UNI5	Item E	1
UNI6	Item F	1
UNI7	Item G	1
UNI8	Item H	3
UNI9	Item I	4
UNI10	Item J	2
UNI11	Item K	2
UNI12	Item K	2
UNI13	Item K	2
UNI14	Item L	1
UNI15	Item M	1
UNI16	Item M	1
UNI17	Item N	4
UNI18	Item O	2
UNI19	Item P	1
UNI20	Item Q	1
UNI21	Item M	3
UNI22	Item M	3
UNI23	Item N	5
UNI24	Item O	2
UNI25	Item P	1
UNI26	Item Q	1
UNI27	Item R	6
UNI28	Item S	2
UNI29	Item T	1
UNI30	Item U	1

FIG. 3

User identification information	Table identification information	Identification information of provided items		
UID1	TID1	UNI2	UNI4	...
UID2	TID2	UNI119	UNI127	...
UID3	TID1	UNI8	UNI12	...
UID4	TID3	UNI204	UNI215	...
UID5	TID2	UNI10	UNI17	...
...

FIG. 4

Item identification information	Item image
UNI1	Item A image
UNI2	Item B image
UNI3	Item C image
UNI4	Item D image
UNI5	Item E image
...	...

FIG. 5

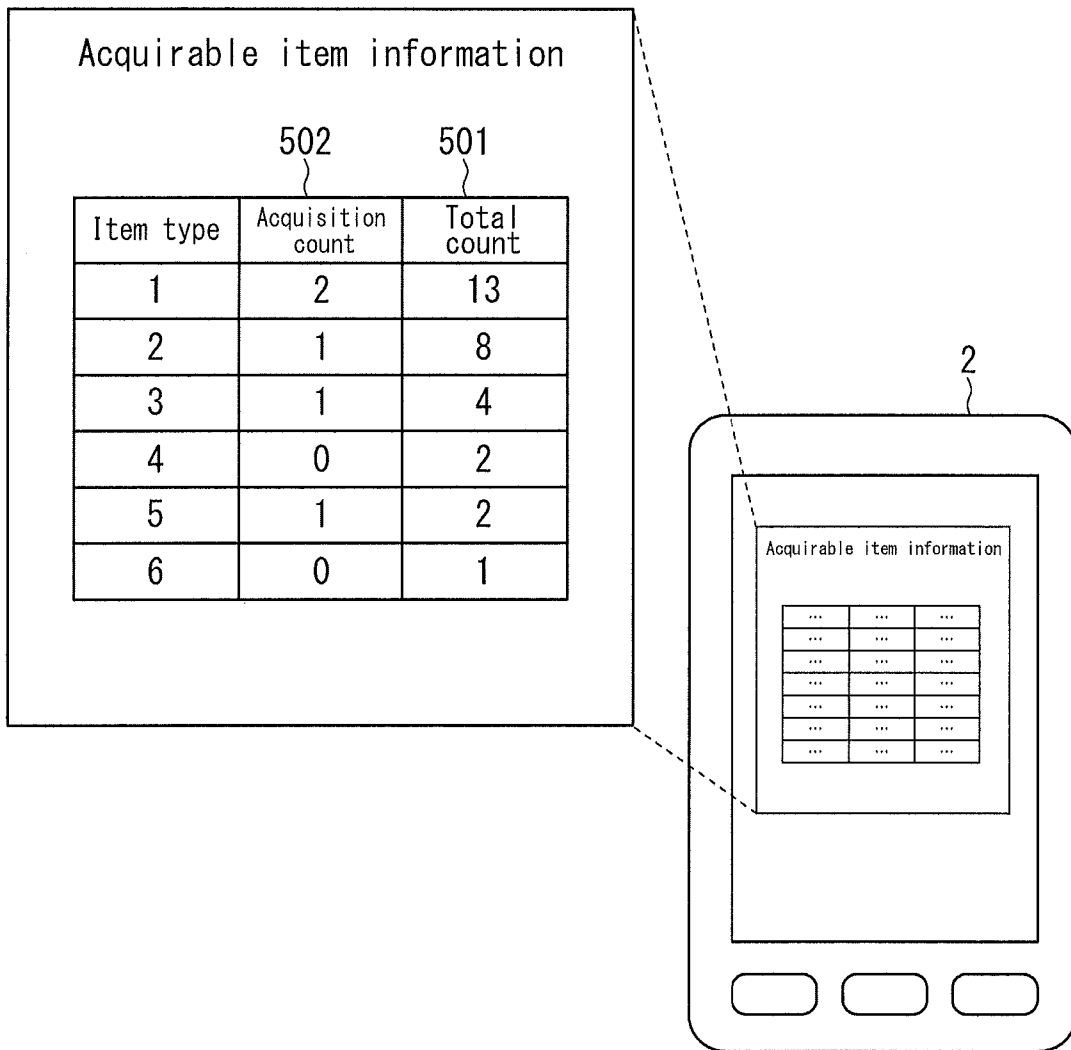


FIG. 6

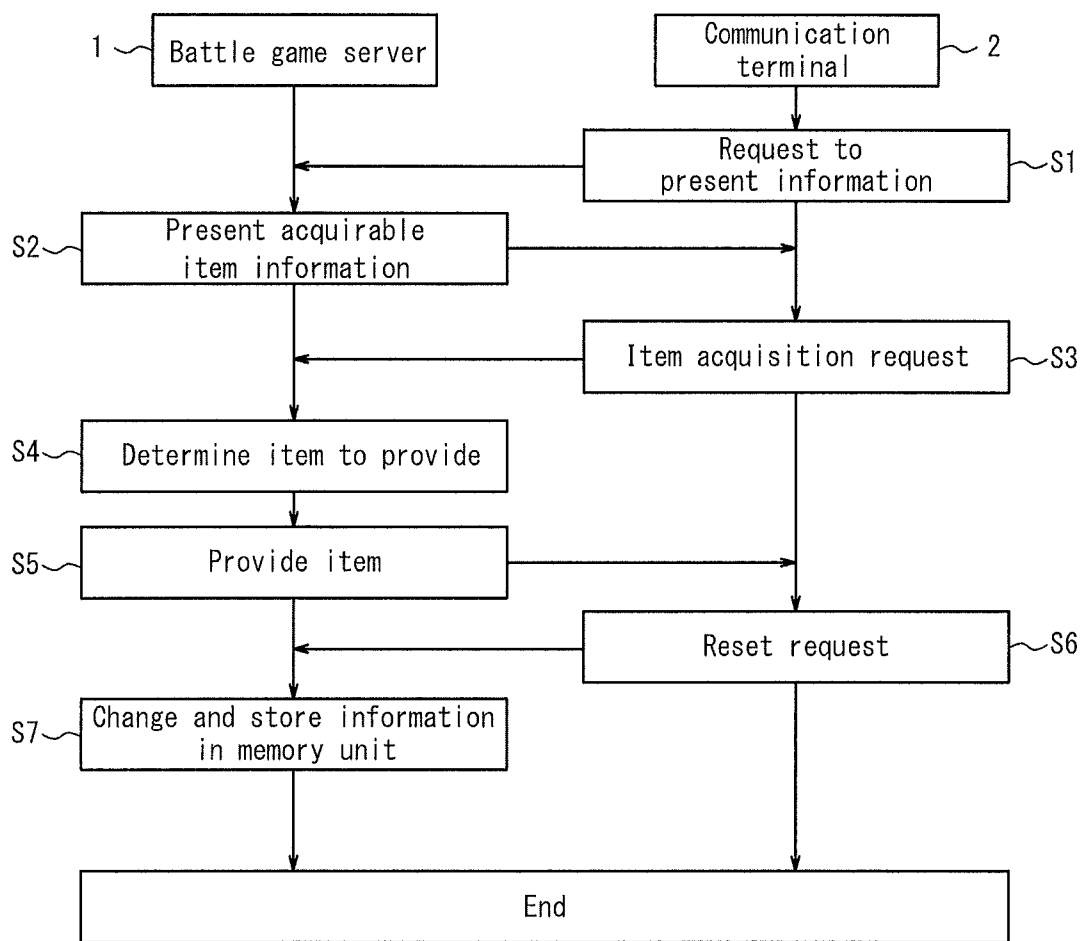


FIG. 7A

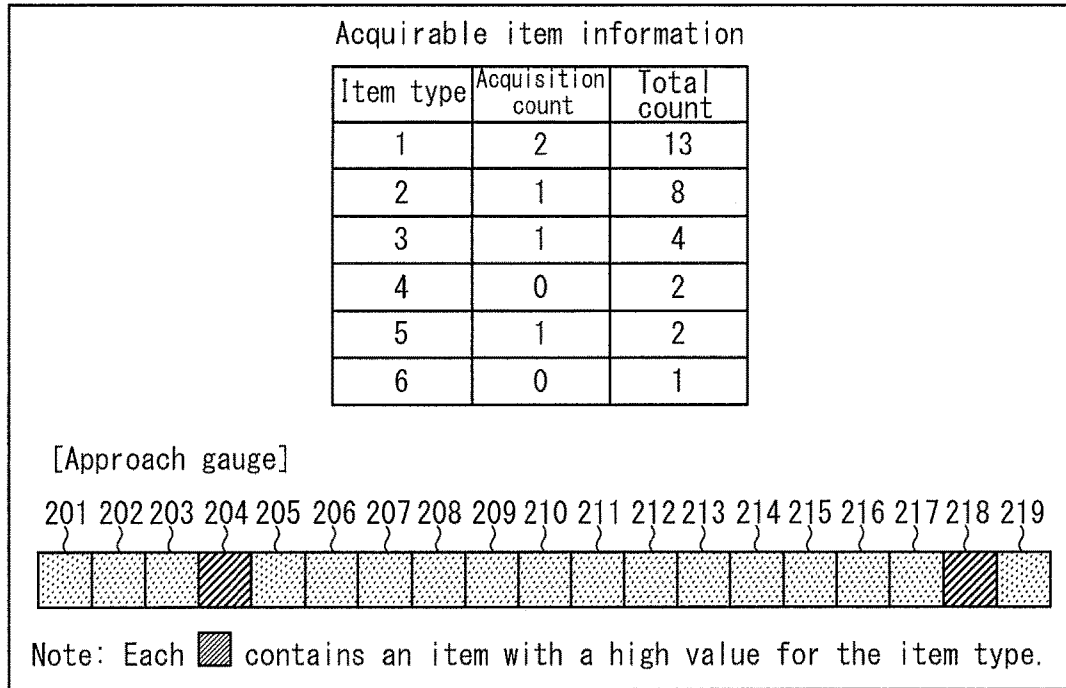


FIG. 7B

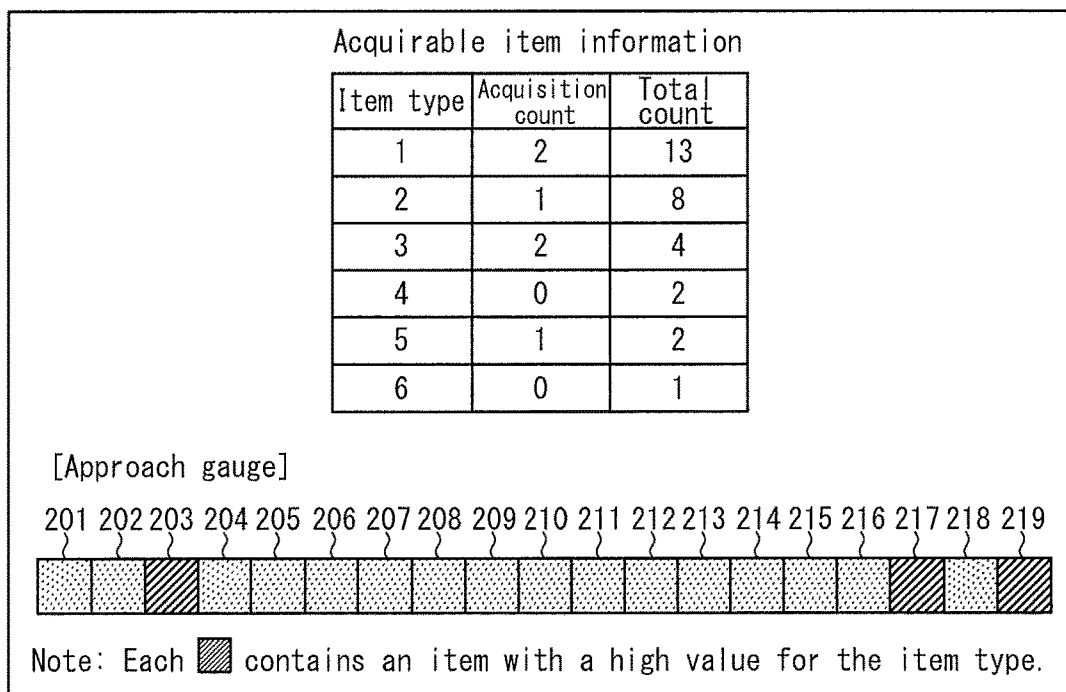


FIG. 8

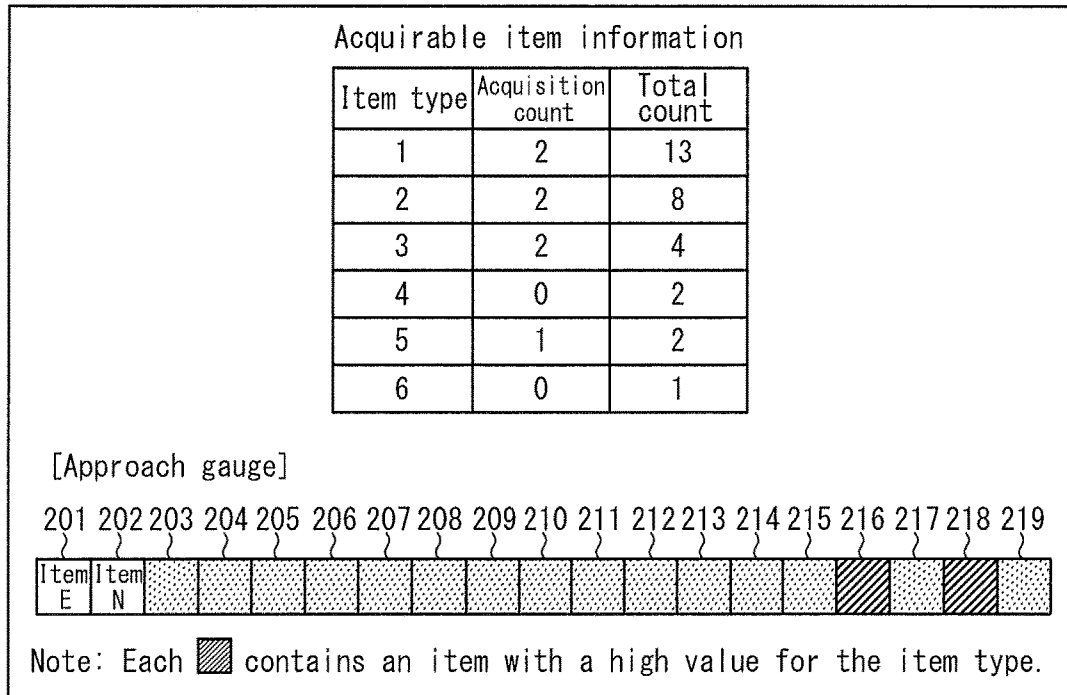


FIG. 9

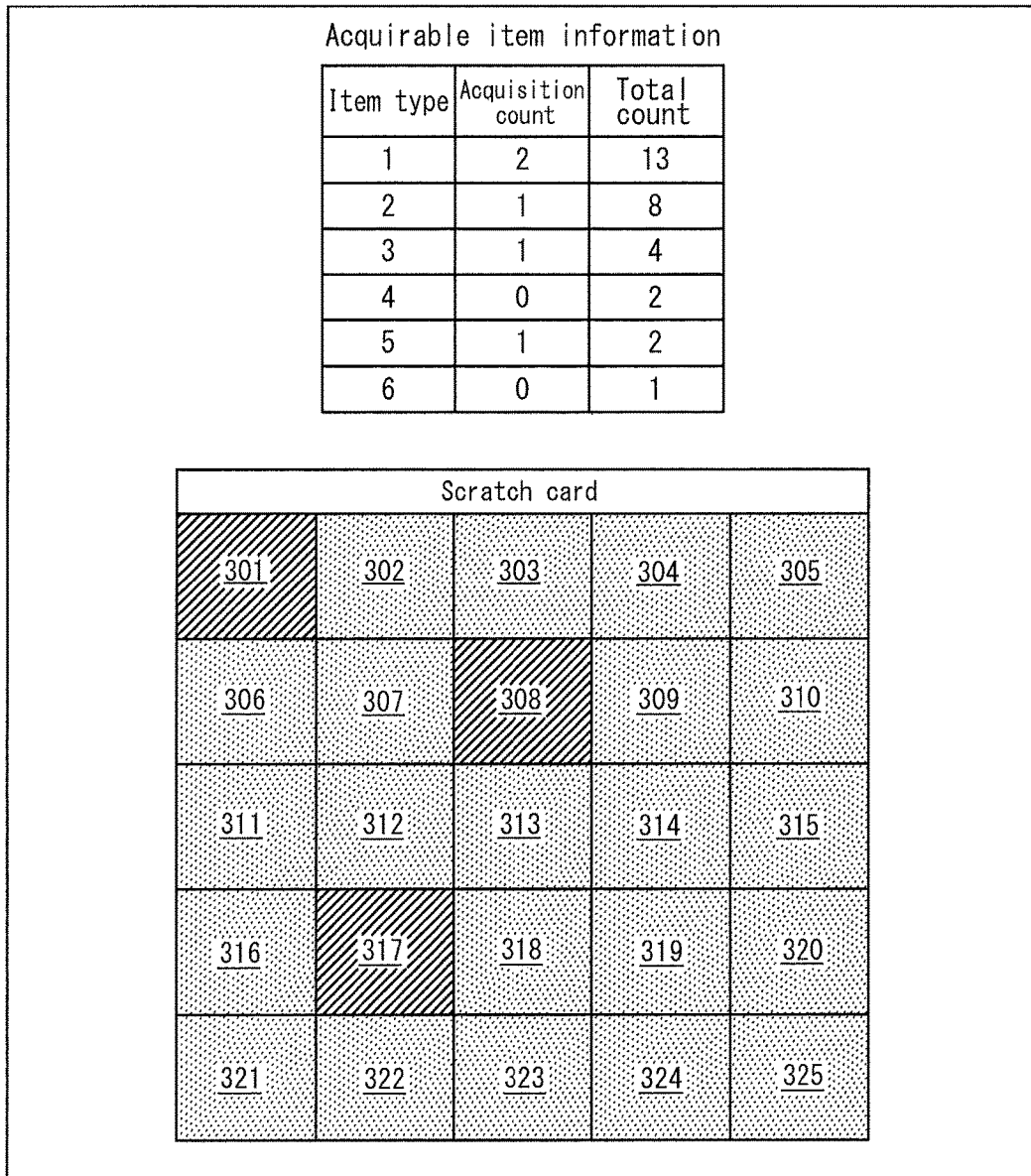


FIG. 10A

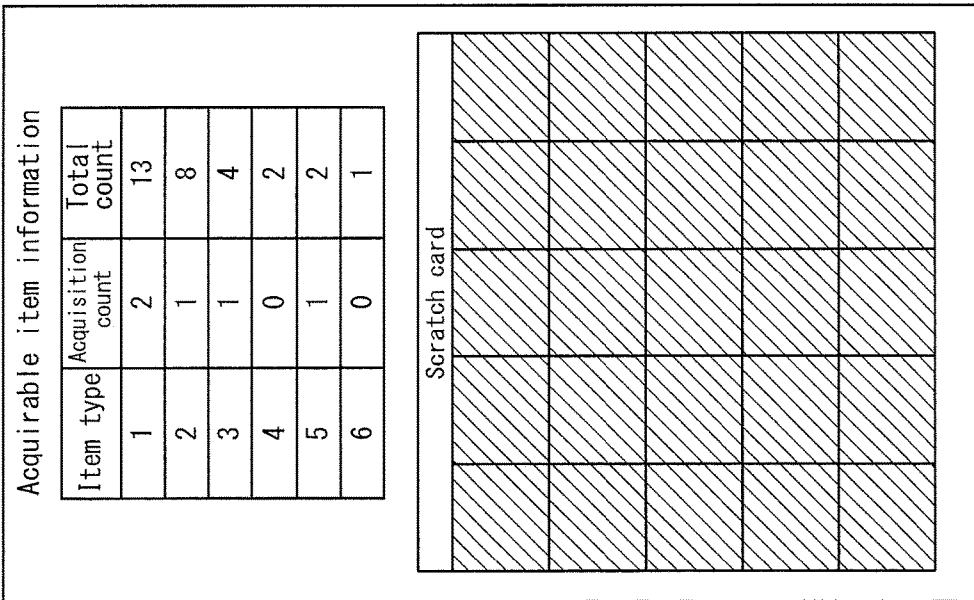
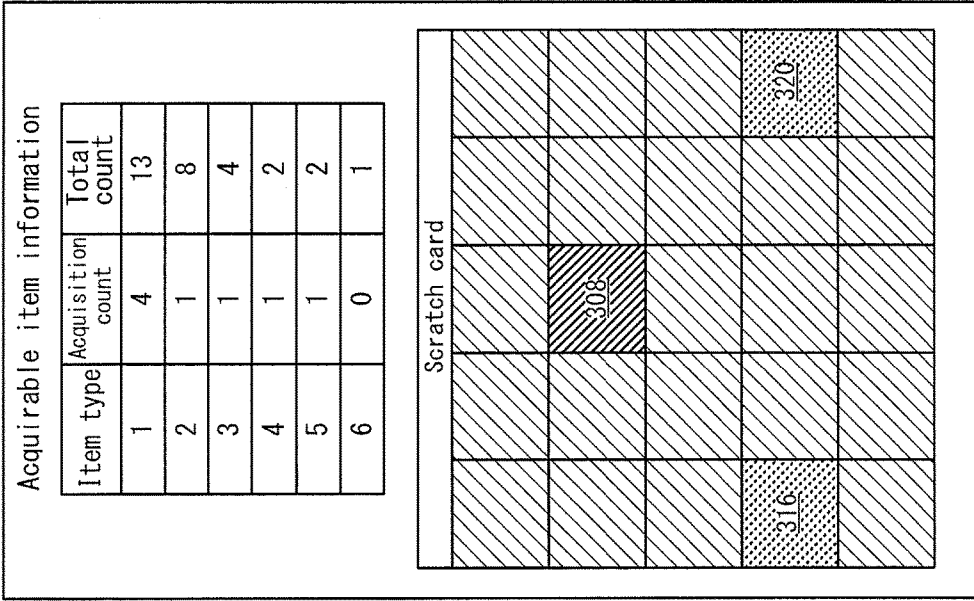


FIG. 10B



GAME CONTROL METHOD, GAME SERVER, AND PROGRAM

CROSS-REFERENCE TO RELATED APPLICATION

This application is a continuation of U.S. application Ser. No. 14/409,219 filed Dec. 18, 2014, which is based on and claims priority to and the benefit of Japanese Patent Application No. 2012-140213 filed Jun. 21, 2012, the entire contents of which are incorporated herein by reference.

TECHNICAL FIELD

The present invention relates to a game control method, a game server, and a program.

BACKGROUND ART

Conventionally, in a battle game server, each user's deck is formed by a plurality of battle cards or the like stored for each user, and the battle game server allows a plurality of users to compete with each other based on the total value of the attack strength and defense strength of the deck (for example, see Patent Literature 1). In such a battle game server, the user acquires a battle card by methods such as purchasing the battle card or obtaining the battle card by winning a battle against an opponent.

CITATION LIST

Patent Literature

Patent Literature 1: JP 2008-220984 A

SUMMARY OF INVENTION

Technical Problem

In a conventional battle game server, however, the methods for acquiring battle cards and the like are limited, causing the user to lose interest in the game. In particular, since it is difficult to acquire a battle card or the like with a high rarity value, the user ends up with the impression that such an item cannot be acquired at all and suffers a drastic loss of interest in the game.

Accordingly, the present invention has been conceived in light of the above problems and provides a game control method, a game server, and a program that can increase the variations on methods for acquiring battle cards and the like, increase the predictability of acquisition of a card or the like with a high rarity value or the like, and heighten interest in the game.

Solution to Problem

A game control method according to the present invention for solving the above problems includes the steps of: (a) presenting a communication terminal, connected over a communication line, with acquirable item information that, for each item type, includes a total count and an acquisition count or a non-acquisition count of items when receiving, from the communication terminal, a request to present information related to items acquirable by the communication terminal; (b) determining an item to provide to the communication terminal when receiving an item acquisition request from the communication terminal; and (c) changing

the acquirable item information when receiving a reset request from the communication terminal.

In the game control method according to the present invention, in step (a), a method for presenting the acquirable item information presented to the communication terminal may differ between a first item and a second item, a numerical value of the item type being at least a predetermined value for the first item, and the numerical value of the item type being less than the predetermined value for the second item.

In the game control method according to the present invention, the acquirable item information for the first item may include identification information or an image for an item.

In the game control method according to the present invention, information on another user who has acquired the first item may be presented.

In the game control method according to the present invention, in step (b), based on a selection request from the communication terminal, one item selected from among items for which the count of necessary attempts for acquisition is at most the predetermined value may be determined to be the item to provide.

A game server according to the present invention includes: information presentation means for presenting a communication terminal, connected over a communication line, with acquirable item information that, for each item type, includes a total count and an acquisition count or a non-acquisition count of items when a request to present information related to items acquirable by the communication terminal is received from the communication terminal; and control means for determining an item to provide to the communication terminal when an item acquisition request is received from the communication terminal, such that the control means changes the acquirable item information when receiving a reset request from the communication terminal.

In the game server according to the present invention, the information presentation means may adopt a different method for presenting the acquirable item information presented to the communication terminal for a first item than for a second item, a numerical value of the item type being at least a predetermined value for the first item, and the numerical value of the item type being less than the predetermined value for the second item.

In the game server according to the present invention, the acquirable item information for the first item may include identification information or an image for an item.

In the game server according to the present invention, the information presentation means may present information on another user who has acquired the first item.

In the game server according to the present invention, based on a selection request from the communication terminal, the control means may determine one item selected from among items for which the count of necessary attempts for acquisition is at most the predetermined value to be the item to provide.

A program according to the present invention is for causing a computer that functions as a battle game server to perform the steps of: (a) presenting a communication terminal, connected over a communication line, with acquirable item information that, for each item type, includes a total count and an acquisition count or a non-acquisition count of items when receiving, from the communication terminal, a request to present information related to items acquirable by the communication terminal; (b) determining an item to provide to the communication terminal when

receiving an item acquisition request from the communication terminal; and (c) changing the acquirable item information when receiving a reset request from the communication terminal.

In the program according to the present invention, in step (a), a method for presenting the acquirable item information presented to the communication terminal may differ between a first item and a second item, a numerical value of the item type being at least a predetermined value for the first item, and the numerical value of the item type being less than the predetermined value for the second item.

In the program according to the present invention, the acquirable item information for the first item may include identification information or an image for an item.

In the program according to the present invention, in step (a), information on another user who has acquired the first item may be presented.

In the program according to the present invention, in step (b), based on a selection request from the communication terminal, one item selected from among items for which the count of necessary attempts for acquisition is at most the predetermined value may be determined to be the item to provide.

Advantageous Effect of Invention

According to the game control method, game server, and program of the present invention, it is possible to increase the variations on methods for acquiring battle cards and the like, increase the predictability of acquisition of a card or the like with a high numerical value for the item type, and heighten interest in the game.

BRIEF DESCRIPTION OF DRAWINGS

The present invention will be further described below with reference to the accompanying drawings, wherein:

FIG. 1 is a block diagram of a battle game server in Embodiment 1;

FIGS. 2(a), 2(b), and 2(c) are examples of an item information table in Embodiment 1;

FIG. 3 is an example of a user information table in Embodiment 1;

FIG. 4 is an example of item data in Embodiment 1;

FIG. 5 is an example of acquirable item information in Embodiment 1;

FIG. 6 is a flowchart of operations by the battle game server in Embodiment 1;

FIGS. 7(a) and 7(b) are examples of acquirable item information in Embodiment 2;

FIG. 8 is an example of acquirable item information in Embodiment 3;

FIG. 9 is an example of a scratch card for selection in Embodiment 3; and

FIGS. 10(a) and 10(b) are examples of a screen for selecting an item to acquire.

DESCRIPTION OF EMBODIMENTS

The following describes embodiments of the present invention.

Embodiment 1

FIG. 1 is a block diagram of a battle game server 1 in Embodiment 1 of the present invention. The battle game server 1 according to Embodiment 1 of the present invention includes a communication unit 10, a memory unit 11, an information presentation unit 12, and a control unit 13.

The communication unit 10 communicates with a communication terminal 2 over either or both of a wireless and wired connection.

In association with identification information uniquely allocated to each user that operates a communication terminal 2 (referred to below as user identification information), the memory unit 11 stores information on items to provide, a total count of items, item type, and an acquisition count. An "item" refers to any of a variety of objects used within a game, such as a battle card constituting a user's deck, a character, a weapon, armor, an ornament, a plant, food, and the like. The item type is a numerical value representing the rarity value of the item, a numerical value representing the category of the item, or the like.

Specifically, the memory unit 11 stores this information by dividing the information among tables. A plurality of item information tables 111a to 111c, a user information table 112, and item data 113 are stored in the memory unit 11. While three item information tables are described here, this example is not limiting, and the number of item information tables may be two or fewer, or four or more.

The item information tables 111a to 111c are tables including information on the total count of items and the item type. FIGS. 2(a) to 2(c) illustrate examples of the item information tables 111a to 111c. As illustrated in FIGS. 2(a) to 2(c), for example the item information table 111a includes item identification information "UNI1", an item name "item A", and an item type "3". The item identification information is an identifier for uniquely identifying an item in the present system. The item information tables 111a to 111c are provided with table identification information for uniquely identifying an item information table in the battle game server 1. Here, the item information tables 111a to 111c are respectively provided with "TID1", "TID2", and "TID3" as the table identification information.

The user information table 112 is a table storing, for each user, the provided items and information for calculating an item acquisition count. The user information table 112 associates the user identification information, table identification information, and identification information of provided items.

FIG. 3 illustrates an example of the user information table 112. As illustrated in FIG. 3, the user information table 112 includes user identification information "UID1", table identification information "TID1", identification information of provided items "UNI2" and "UNI4", and the like.

The item data 113 stores data on an image for an item provided to the user in association with item identification information. FIG. 4 illustrates an example of the item data 113. As illustrated in FIG. 4, the item data for example includes item identification information "UNI1", an item image "item A image", and the like. The image data may be in any image format, such as JPEG, GIF, PNG, or the like.

When receiving a request to present information from the communication terminal 2, then based on information, stored in the memory unit 11, that corresponds to the user identification information pertaining to the communication terminal 2, the information presentation unit 12 presents the communication terminal 2, via the communication unit 10, with acquirable item information that includes information, for each item type, on a total count and an acquisition count of items.

Specifically, when a request to present information is received from the communication terminal 2 via the communication unit 10, then based on the item information tables 111a to 111c, the information presentation unit 12 tallies the total count of items for each item type. The

5

information presentation unit 12 also refers to the user information table 112 to calculate the acquisition count of items for each item type based on the identification information of provided items and the table identification information that correspond to the user identification information pertaining to the communication terminal 2. The information presentation unit 12 then presents the communication terminal 2, via the communication unit 10, with the result of calculation as the acquirable item information.

FIG. 5 is an example of the acquirable item information that the information presentation unit 12 presents. FIG. 5 illustrates an example of the acquirable item information presented when a request to present information is received from the communication terminal 2 and the user identification information pertaining to the communication terminal 2 is "UID1". As illustrated in FIG. 5, information 501 on the total count and information 502 on the acquisition count of items for each item type are presented to the communication terminal 2. The case of presenting the acquisition count has been described above, yet this example is not limiting. For example, a non-acquisition count may be presented by subtracting the acquisition count from the total count of items.

The control unit 13 performs a variety of control pertaining to the battle game server 1. For example, when receiving an item acquisition request from the communication terminal 2, the control unit 13 determines one item to provide to the communication terminal 2 based on information corresponding to the user identification information pertaining to the communication terminal 2.

Specifically, when receiving an item acquisition request from the communication terminal 2 via the communication unit 10, the control unit 13 refers to the user information table 112, and based on the table identification information that corresponds to the user identification information pertaining to the communication terminal 2, retrieves the item information table. Next, the control unit 13 refers to the user information table 112 and retrieves the identification information of provided items that corresponds to the user identification information pertaining to the communication terminal 2. Subsequently, the control unit 13 refers to one of the item information tables 111a to 111c, randomly selects an item not included in the identification information of provided items, and determines that the selected item is the item to provide to the communication terminal 2.

The control unit 13 then provides the item to the communication terminal 2 via the communication unit 10. Specifically, the control unit 13 refers to the item data 113 and provides the communication terminal 2, via the communication unit 10, with the item image corresponding to the item identification information pertaining to the item to be provided. The control unit 13 also adds the item identification information pertaining to the provided item to the user information table 112 as identification information of provided items.

For example, when an item acquisition request is received from the communication terminal 2, and the user identification information pertaining to the communication terminal 2 is "UID1", then the control unit 13 refers to the user information table 112, and based on the table identification information "TID1" corresponding to UID1, retrieves the item information table 111a. Next, the control unit 13 refers to the user information table 112 and retrieves the identification information of provided items that corresponds to "UID1". Subsequently, the control unit refers to the item information table 111a, randomly selects item identification information not included in the identification information of

6

provided items (for example, "UNI1"), and determines that the selected item is the item to provide to the communication terminal 2. The control unit 13 then refers to the item data 113 and provides the communication terminal 2, via the communication unit 10, with the item image "item A image" corresponding to the item identification information "UNI1" pertaining to the item to be provided. The control unit 13 also adds the item identification information "UNI1" pertaining to the provided item to the user information table 112 as identification information of provided items.

Furthermore, in the present invention, the battle game server 1 is configured to allow for receipt of a reset request at any time from the communication terminal 2. In general terms, the reset request is a request for resetting the current user information table 112. When receiving a reset request from the communication terminal 2 pertaining to predetermined user identification information, the control unit 13 changes and stores, in the memory unit 11, the table identification information and identification information of provided items that correspond to the user identification information pertaining to the communication terminal 2.

Specifically, when receiving a reset request from the communication terminal 2 via the communication unit 10, the control unit 13 changes the table identification information that corresponds to the user identification information pertaining to the communication terminal 2 and that was stored in the user information table 112 of the memory unit 11 to other table identification information.

For example, when a reset request is received from the communication terminal 2, and the user identification information pertaining to the communication terminal 2 is "UID1", the control unit 13 changes the table identification information that corresponds to "UID1" of the user information table 112 randomly from "TID1" to "TID2" or "TID3".

Next, operations by the battle game server 1 in Embodiment 1 of the present invention are described using the flowchart in FIG. 6. It is assumed that the tables illustrated in FIGS. 2(a), 2(b), and 2(c) through FIG. 4 have been stored in advance in the memory unit 11 at the time of operation by the battle game server 1.

First, when a request to present information is received from the communication terminal 2 (step S1), then based on information, stored in the memory unit 11, that corresponds to the user identification information pertaining to the communication terminal 2, the information presentation unit 12 presents the communication terminal 2, via the communication unit 10, with acquirable item information that includes information, for each item type, on the total count and the acquisition count of items (step S2).

Specifically, when a request to present information is received from the communication terminal 2 via the communication unit 10, then based on the item information tables 111a to 111c, the information presentation unit 12 tallies the total count of items for each item type. The information presentation unit 12 also refers to the user information table 112 to calculate the acquisition count of items for each item type based on the identification information of provided items and the table identification information that correspond to the user identification information pertaining to the communication terminal 2. The information presentation unit 12 then presents the communication terminal 2, via the communication unit 10, with the result of calculation as the acquirable item information.

Subsequently, when receiving an item acquisition request from the communication terminal 2 (step S3), the control unit 13 determines one item to provide to the communica-

tion terminal 2 based on information corresponding to the user identification information pertaining to the communication terminal 2 (step S4).

Specifically, when receiving an item acquisition request from the communication terminal 2 via the communication unit 10, the control unit 13 refers to the user information table 112, and based on the table identification information that corresponds to the user identification information pertaining to the communication terminal 2, retrieves the item information table. Next, the control unit 13 refers to the user information table 112 and retrieves the identification information of provided items that corresponds to the user identification information pertaining to the communication terminal 2. Subsequently, the control unit 13 refers to one of the item information tables 111a to 111c, randomly selects an item not included in the identification information of provided items, and determines that the selected item is the item to provide to the communication terminal 2.

Subsequently, the control unit 13 provides the item to the communication terminal 2 via the communication unit 10 (step S5). Specifically, the control unit 13 refers to the item data 113 and provides the communication terminal 2, via the communication unit 10, with the item image corresponding to the item identification information pertaining to the item to be provided. The control unit 13 also adds the item identification information pertaining to the provided item to the user information table 112 as identification information of provided items.

Subsequently, when receiving a reset request from the communication terminal 2 pertaining to predetermined user identification information (step S6), the control unit 13 changes and stores, in the memory unit 11, the table identification information and identification information of provided items that correspond to the user identification information pertaining to the communication terminal 2 (step S7).

Specifically, when receiving a reset request from the communication terminal 2 via the communication unit 10, the control unit 13 changes the table identification information that corresponds to the user identification information pertaining to the communication terminal 2 and that was stored in the user information table 112 of the memory unit 11 to other table identification information.

In this way, according to the battle game server 1 of Embodiment 1, based on information in the memory unit 11, the information presentation unit 12 presents the communication terminal 2 with acquirable item information that includes information, for each item type of items, on a total count and an acquisition count of items, thereby increasing the predictability of acquisition of an item with a predetermined item type (for example, an item with a high rarity value or the like). Furthermore, the battle game server 1 receives a reset request at any time from the communication terminal 2 and changes information pertaining to items that are provided, the total count of items, and the item type and acquisition count for each item, thereby increasing the variations on methods for acquiring items, increasing the predictability of acquisition of an item for which the numerical value of the item type is at least a predetermined value, and heightening interest in the game.

After step S7, the information presentation unit 12 may present the communication terminal 2 with post-reset acquirable item information based on the item information tables 111a to 111c and the table identification information of the user information table 112 in the memory unit 11. By doing so, the user can more easily grasp the number of items for each item type after the reset, thereby further increasing

the predictability of acquisition of an item for which the numerical value of the item type is at least a predetermined value and heightening interest in the game.

The remaining number of all items may be included in the acquirable item information that the information presentation unit 12 presents. Specifically, the information presentation unit 12 may calculate the remaining number of items by subtracting the item acquisition count from the total number of items stored in the item information tables 111a to 111c and include the result of calculation in the acquirable item information.

In step S5, the control unit 13 may adopt a different method for presenting the acquirable item information to the communication terminal 2 for an item (first item) for which the numerical value of the item type is at least a predetermined value and an item (second item) for which the numerical value of the item type is less than the predetermined value. For example, the information presentation unit 12 may display an image for the first item yet display only the item name or the like, without displaying an image, for the second item. In other words, the acquirable item information that the information presentation unit 12 presents for the first item may include identification information (item name or the like) or an image for the item. The information presentation unit 12 may present information related to another user who has acquired the first item.

Embodiment 2

The following describes Embodiment 2 of the present invention. Since the structure of the battle game server 1 according to Embodiment 2 is the same as the structure of the battle game server 1 according to Embodiment 1, the same reference numerals are used in the following description. In general terms, Embodiment 2 differs from Embodiment 1 in that the acquirable item information presented by the information presentation unit 12 includes a count of necessary attempts for acquisition for each item for which the numerical value of the item type is at least a predetermined value. The count of necessary attempts for acquisition is retrieved based on information corresponding to the user identification information pertaining to the communication terminal 2.

Specifically, the information presentation unit 12 refers to the user information table 112, and based on the table identification information that corresponds to the user identification information pertaining to the communication terminal 2, retrieves the item information table pertaining to the user identification information. Next, the information presentation unit 12 refers to the user information table 112 and retrieves the identification information of provided items pertaining to the communication terminal 2. Subsequently, the information presentation unit 12 randomly extracts, from the item information table, 19 pieces of item identification information not included in the identification information of provided items. The information presentation unit 12 stores the 19 extracted pieces of item identification information and stores provision sequence numbers (1 to 19) in the memory unit 11. When receiving an item acquisition request, the control unit 13 determines the item to provide based on the provision sequence numbers stored in the memory unit. In other words, the numbers 1 to 19 each represent the count of acquisition attempts that are necessary in order to acquire the item corresponding to the item identification information (referred to below as the count of necessary attempts for acquisition).

Subsequently, the information presentation unit 12 retrieves the item and item type pertaining to each piece of item identification information from one of the item infor-

information tables **111a** to **111c**. Next, for the retrieved items, the information presentation unit **12** retrieves the count of necessary attempts for acquisition for each item for which the numerical value of the item type is at least a predetermined value. The information presentation unit **12** then presents the communication terminal **2** with acquirable item information that includes the retrieved count of necessary attempts for acquisition for each item for which the numerical value of the item type is at least a predetermined value.

FIG. **7(a)** illustrates an example of acquirable item information presented by the information presentation unit **12** in Embodiment 2. FIG. **7(a)** illustrates an example of displaying the provision sequence of items provided to the communication terminal **2** as a gauge when a request to present information is received from the communication terminal **2**. The gauge is composed of a plurality of boxes. Items are associated with the boxes **201** to **219** so that the respective counts of necessary acquisition attempts are 1 to 19. Each box is displayed with a pattern that differs in accordance with the item type of the corresponding item.

As illustrated in the example in FIG. **7(a)**, when the numerical value of the item type is at least a predetermined value, the pattern shown in box **204** and the like is displayed. Here, the case of the predetermined value being four is illustrated. Conversely, when the numerical value of the item type is less than the predetermined value, the pattern shown in box **201** and the like is displayed. In other words, FIG. **7(a)** displays the count of necessary attempts for acquisition for each item for which the numerical value of the item type is at least a predetermined value. FIG. **8(a)** also displays each count of necessary attempts for acquisition when the numerical value of the item type is less than a predetermined value.

When an item acquisition request is received from the communication terminal **2**, an item is provided, and the count of acquisition attempts increases by one, then the count of necessary attempts for acquisition decreases by one for all items. In this case, as illustrated in FIG. **8(b)**, the items corresponding to boxes **201** to **219** each shift (move) one box to the left. Accordingly, with this gauge, the user can intuitively grasp the predictability of acquisition of items for which the numerical value of the item type is at least a predetermined value.

In this way, according to the battle game server **1** of Embodiment 2, the information presentation unit **12** presents the communication terminal **2** with the count of necessary attempts for acquisition for each item for which the numerical value of the item type is at least a predetermined value, thereby increasing the variations on methods for acquiring items, increasing the predictability of acquisition of an item for which the item type is at least a predetermined value, and heightening interest in the game. Furthermore, displaying the count of necessary attempts for acquisition when the numerical value of the item type is at least a predetermined value further increases the user's sense of anticipation, enticing the user to continue to play the game longer.

The patterns for displaying the boxes **201** to **219** are not limited to these examples. The boxes **201** to **219** may be painted a predetermined color in accordance with the item type, or a predetermined icon, character, or the like may be displayed in the boxes **201** to **219**.

A certain percentage of the boxes for which the numerical value of the item type is less than a predetermined value may be displayed with the same pattern as boxes corresponding to items for which the numerical value of the item type is at least a predetermined value. In this way, items for which the numerical value of the item type is less than a predetermined

value are mixed in among the boxes displayed with the pattern corresponding to items for which the numerical value of the item type is at least a predetermined value, thereby making the game more interesting and enticing the user to continue to play the game longer.

When the count of necessary attempts for acquisition is at most a predetermined value, detailed information on the item to be provided (referred to below as item detail information) may be presented. The item detail information is preferably the item name and item type. The predetermined value is, for example, two. FIG. **8** is an example of presenting item detail information. The counts of necessary acquisition attempts for boxes **201** and **202** are respectively one and two. Accordingly, the item name is displayed as the item detail information in boxes **201** and **202**. With this configuration, the user can grasp the item detail information for items that can be acquired in a range in which the count of necessary attempts for acquisition is at most a predetermined value. Therefore, the user is provided with incentive to increase the occasions of an item acquisition request and is enticed to continue to play the game longer.

In the example in FIGS. **7(a)** and **7(b)**, the boxes are displayed with two types of patterns, using the numerical value of the item type as a standard, yet this example is not limiting. A plurality of standard predetermined values may be established to display the boxes with three or more types of patterns. The patterns that are displayed may also be increased as the count of necessary attempts for acquisition is smaller. With this approach, as the count of necessary attempts for acquisition is smaller, the item type of the item to be acquired can be grasped in greater detail. Therefore, the user is provided with incentive to increase the occasions of an item acquisition request and is enticed to continue to play the game longer.

Note that while the gauges in FIGS. **7(a)**, **7(b)** and **8** are composed of 19 boxes, the number of boxes is not limited to 19. The number may be 18 or less, or 20 or more. Furthermore, the approach gauge illustrated in FIG. **8** has an I shape, yet this example is not limiting. Many variations are possible, such as a winding S shape, or a Y shape with a forking tip. In the forking variation, predetermined dummy boxes assigned randomly by the battle game server **1** may be displayed in one of the two forks.

In FIGS. **7(a)**, **7(b)**, and **8**, examples are illustrated in which information, for each item type, on the total count and the acquisition count of items is also displayed, yet these examples are not limiting. Display may be limited to the gauge, without displaying the information, for each item type, on the total count and the acquisition count of items. In other words, in FIGS. **7(a)**, **7(b)**, and **8**, examples are illustrated in which the acquirable item information includes information, for each item type, on the total count and the acquisition count of items and includes the count of necessary attempts for acquisition for each item for which the numerical value of the item type is at least a predetermined value, yet these examples are not limiting. The acquirable item information may be configured to include only the count of necessary attempts for acquisition for each item for which the numerical value of the item type is at least a predetermined value.

Embodiment 3

The following describes Embodiment 3 of the present invention. Since the structure of the battle game server **1** according to Embodiment 3 is the same as the structure of the battle game server **1** according to Embodiment 1, the same reference numerals are used in the following description. In general terms, Embodiment 3 differs from Embodi-

11

ment 1 in that the acquirable item information presented by the information presentation unit 12 includes the total count of items, for each item type, among items for which the count of necessary attempts for acquisition is at most a predetermined value.

The acquirable item information presented by the information presentation unit 12 in Embodiment 3 includes the total count of items for which the numerical value of the item type is at least a predetermined value among items for which the count of necessary attempts for acquisition is at most a predetermined value, as retrieved based on the information corresponding to the user identification information pertaining to the communication terminal 2.

Specifically, the information presentation unit 12 refers to the user information table 112, and based on the table identification information that corresponds to the user identification information pertaining to the communication terminal 2, retrieves the item information table pertaining to the user identification information. Next, the information presentation unit 12 refers to the user information table 112 and retrieves the identification information of provided items pertaining to the communication terminal 2. Subsequently, the information presentation unit 12 randomly extracts, from the item information table, 25 pieces of item identification information not included in the identification information of provided items. The information presentation unit 12 stores the 25 extracted pieces of item identification information and stores provision sequence numbers (1 to 25) in the memory unit 11. When receiving an item acquisition request, the control unit 13 determines the item to provide based on the provision sequence numbers stored in the memory unit. In other words, the numbers 1 to 25 each represent the count of necessary attempts for acquisition corresponding to the item identification information.

Subsequently, the information presentation unit 12 retrieves the item and item type pertaining to each piece of item identification information from one of the item information tables 111a to 111c. The information presentation unit 12 then tallies the total count of items for which the numerical value of the retrieved item type is at least a predetermined number and presents the communication terminal 2 with acquirable item information that includes the tallied total count of items for each item type.

FIG. 9 illustrates an example of acquirable item information presented by the information presentation unit 12 in Embodiment 3. In FIG. 9, items for which the count of necessary attempts for acquisition is 25 or less are displayed with a sheet (scratch card) composed of 25 cells 301 to 325. Each cell corresponds to an item for which the count of necessary attempts for acquisition is 25 or less. The items for which the count of necessary attempts for acquisition is 25 or less are randomly associated with the cells 301 to 325.

As illustrated in the example in FIG. 9, when the numerical value of the item type is at least a predetermined value, the pattern shown in cell 301 and the like is displayed. Here, the predetermined value is four. Conversely, when the item type is less than the predetermined value, the pattern shown in cell 302 and the like is displayed. In other words, FIG. 9 displays the total count of items for which the numerical value of the item type is at least a predetermined value among items for which the count of necessary attempts for acquisition is 25 or less.

In this way, according to the battle game server 1 of Embodiment 3, the information presentation unit 12 presents the communication terminal 2 with the total count of items for which the numerical value of the item type is at least a predetermined value among items for which the count of

12

necessary attempts for acquisition is at most a predetermined value, thereby increasing the variations on methods for acquiring items, further increasing the predictability of acquisition of an item for which the numerical value of the item type is at least a predetermined value, and heightening interest in the game.

The patterns for displaying the cells 301 to 325 are not limited to these examples. The cells 301 to 325 may be painted a predetermined color in accordance with the item type, or a predetermined icon, character, or the like may be displayed in the cells 301 to 325.

Furthermore, based on a selection request from the communication terminal 2, the control unit 13 may select one item, from among items for which the count of necessary attempts for acquisition is at most a predetermined value, as the item to provide. In this case, the information presentation unit 12 may present the communication terminal 2 with a scratch card for selection in which all cells are displayed with the same pattern to prompt the communication terminal 2 to select one of the cells.

FIG. 10(a) illustrates an example of a screen for selecting an item to acquire. The screen displays the scratch card for selection. Each cell in the scratch card in FIG. 10(a) corresponds to an item for which the count of necessary attempts for acquisition is 25 or less. As illustrated in FIG. 10(a), the cells of the scratch card are displayed with the same pattern, and the user cannot tell what items corresponds to which cells.

The user can select any location on the scratch card using an operation unit (not illustrated) such as a key or a touch panel of the communication terminal 2, and the communication terminal 2 transmits a selection request to the battle game server 1 based on the user operation. The control unit 13 of the battle game server 1 then determines that the item corresponding to the cell pertaining to the selection request is the item to provide to the communication terminal 2.

FIG. 10(b) illustrates an example of cells 308, 316, and 320 being selected. The selected cells are displayed with the same pattern as the cells in the scratch card shown in FIG. 9. Note that the item detail information corresponding to the selected cells may be displayed in the selected cells.

In this way, the variations on methods for acquiring items can be further increased, the predictability of acquisition of an item with a high item type can be further increased, and interest in the game can be heightened.

The scratch cards in FIGS. 9, 10(a), and 10(b) are composed of 25 cells in a sheet with 5 rows and 5 columns, yet this example is not limiting. The scratch card may be composed of M×N cells in a sheet with M rows and N columns (M and N being integers greater than or equal to 2). Furthermore, the scratch cards in FIGS. 10(a) and 10(b) are not limited to a square shape. For example, the scratch cards may be a polygon, or instead of being two-dimensional, the scratch cards may be in a three-dimensional rectangular shape of a die.

In FIGS. 9, 10(a), and 10(b), examples are illustrated in which information, for each item type, on the total count and the acquisition count of items is also displayed, yet these examples are not limiting. Display may be limited to the scratch card, without displaying the information, for each item type, on the total count and the acquisition count of items, in other words, in FIGS. 10(a), 10(b), and 11, examples are illustrated in which the acquirable item information includes information, for each item type, on the total count and the acquisition count of items and includes the total count of items, for each item type, among items for which the count of necessary attempts for acquisition is at

most a predetermined value, yet these examples are not limiting. The acquirable item information may be configured to include only the total count of items, for each item type, among items for which the count of necessary attempts for acquisition is at most a predetermined value.

A computer is preferably used to function as the battle game server **1**. A program containing a description of the processing for achieving the functions of the battle game server **1** is stored in the memory unit of the computer, and the functions are achieved by the central processing unit (CPU) of the computer reading and executing the program.

Although the present invention has been described based on drawings and examples, it is to be noted that various changes and modifications will be apparent to those skilled in the art based on the present disclosure. Therefore, such changes and modifications are to be understood as included within the scope of the present invention. For example, the functions and the like included in the various units and steps may be reordered in any logically consistent way. Furthermore, units or steps may be combined into one or divided. For example, in Embodiments 1 to 3, a separate one of the item information tables **111a** to **111c** is associated with each user identification number, yet for example a plurality of users may share one of the item information tables **111a** to **111c**.

REFERENCE SIGNS LIST

- 1**: Battle game server
 - 2**: Communication terminal
 - 10**: Communication unit
 - 11**: Memory unit
 - 12**: Information presentation unit
 - 13**: Control unit
 - 111a** to **111c**: Item information table
 - 112**: User information table
 - 113**: Item data
 - 201** to **219**: Box
 - 301** to **325**: Cell
 - 501**: Information on the total count of items
 - 502**: Information on the acquisition count
- The invention claimed is:
1. A game control method executed by a game server, the method comprising:
 - associating, in a memory of the game server, each of a plurality of cells with each of extracted items extracted from the memory;
 - sending information to a user terminal for displaying, in a virtual game, a sheet comprising the plurality of cells and obtainable item information, the obtainable item information comprising at least one of (i) a total number of items for each item type, (ii) a number of obtained items and (iii) a number of un-obtained items;
 - receiving, in the virtual game, a selection request from the user terminal to select one cell among the plurality of cells;
 - sending information for differentiating, in the virtual game, a display of the one cell from another cell of the plurality of cells in the sheet, wherein the differentiating of the display of the one cell is done in response to the selection request to select the one cell; and
 - providing, in the virtual game, an item of the extracted items that is associated with the one cell to a user of the user terminal.
 2. The game control method of claim 1, wherein the information for differentiating the display of the one cell includes information for differentiating a pattern of

- the one cell according to the item type of the item associated with the one cell.
- 3. The game control method of claim 1, wherein the information sent to the user terminal for displaying the sheet includes information of a character to be displayed in each of the plurality of cells, the character indicating a rarity value of each item associated with each cell.
- 4. A game server comprising:
 - a memory in which each of a plurality of cells is associated with each of extracted items extracted from the memory; and
 - a controller configured to
 - send information to a user terminal for displaying, in a virtual game, a sheet comprising the plurality of cells and obtainable item information, the obtainable item information comprising at least one of (i) a total number of items for each item type, (ii) a number of obtained items and (iii) a number of un-obtained items,
 - receive, in the virtual game, a selection request from the user terminal to select one cell among the plurality of cells,
 - send information for differentiating, in the virtual game, a display of the one cell from another cell of the plurality of cells in the sheet, wherein the differentiating of the display of the one cell is done in response to the selection request to select the one cell, and
 - provide, in the virtual game, an item of the extracted items that is associated with the one cell to a user of the user terminal.
- 5. The game server of claim 4, wherein the information for differentiating the display of the one cell includes information for differentiating a pattern of the one cell according to the item type of the item associated with the one cell.
- 6. The game server of claim 4, wherein the information sent to the user terminal for displaying the sheet includes information of a character to be displayed in each of the plurality of cells, the character indicating a rarity value of each item associated with each cell.
- 7. The game control method of claim 1, wherein the information sent to the user terminal for displaying is for displaying the obtainable item information as at least one of (i) a numerical value indicating the total number of items for each item type, (ii) a numerical value indicating the number of obtained items and (iii) a numerical value indicating the number of un-obtained items.
- 8. The game server of claim 4, wherein the information sent to the user terminal for displaying is for displaying the obtainable item information as at least one of (i) a numerical value indicating the total number of items for each item type, (ii) a numerical value indicating the number of obtained items and (iii) a numerical value indicating the number of un-obtained items.
- 9. A non-transitory computer readable recording medium having stored thereon instructions to be executed on a computer, the instructions causing the computer to perform the steps of:
 - associating, in a memory of the computer, each of a plurality of cells with each of extracted items extracted from the memory;

15

sending information to a user terminal for displaying, in
 a virtual game, a sheet comprising the plurality of cells
 and obtainable item information, the obtainable item
 information comprising at least one of (i) a total
 number of items for each item type, (ii) a number of
 obtained items and (iii) a number of un-obtained items;
 5 receiving, in the virtual game, a selection request from the
 user terminal to select one cell among the plurality of
 cells;
 sending information for differentiating, in the virtual
 game, a display of the one cell from another cell of the
 plurality of cells in the sheet, wherein the differentiat-
 ing of the display of the one cell is done in response to
 the selection request to select the one cell; and
 10 providing, in the virtual game, an item of the extracted
 items that is associated with the one cell to a user of the
 user terminal.
 10. The game control method of claim 1, wherein
 the obtainable item information is assigned for each user
 based on identification information unique to each user.
 20 11. The game server of claim 4, wherein
 the obtainable item information is assigned for each user
 based on identification information unique to each user.
 12. The non-transitory computer readable recording
 medium of claim 9, wherein

16

the information sent to the user terminal for displaying is
 for displaying the obtainable item information as at
 least one of (i) a numerical value indicating the total
 number of items for each item type, (ii) a numerical
 value indicating the number of obtained items and (iii)
 a numerical value indicating the number of un-obtained
 items.
 13. The non-transitory computer readable recording
 medium of claim 9, wherein
 10 the information for differentiating the display of the one
 cell includes information for differentiating a pattern of
 the one cell according to the item type of the item
 associated with the one cell.
 14. The non-transitory computer readable recording
 15 medium of claim 9, wherein
 the information sent to the user terminal for displaying the
 sheet includes information of a character to be dis-
 played in each of the plurality of cells, the character
 indicating a rarity value of each item associated with
 each cell.
 15. The non-transitory computer readable recording
 medium of claim 9, wherein
 the obtainable item information is assigned for each user
 based on identification information unique to each user.

* * * * *